


# Paediatric Miller Fisher Syndrome Ocular Myasthenia Gravis: A Clinical Reminder



Paediatric Miller Fisher syndrome (MFS) and ocular myasthenia gravis (OMG) are rare neurological disorders that can affect children. MFS is an autoimmune disorder that affects the peripheral

nervous system, while OMG is an autoimmune disorder that affects the muscles that control eye movement. These conditions can cause a variety of symptoms, including weakness, fatigue, and vision problems. Early diagnosis and treatment are essential for preventing serious complications.



## **Paediatric Miller Fisher Syndrome & Ocular Myasthenia Gravis –A reminder of clinical mimicry – Clinical Lessons from a Case Report : Paediatric Miller Fisher Syndrome** by Zakaria Barsoum

★★★★☆ 4.7 out of 5

Language : English  
File size : 12051 KB  
Text-to-Speech : Enabled  
Screen Reader : Supported  
Enhanced typesetting : Enabled  
Word Wise : Enabled  
Print length : 432 pages



## **Symptoms**

The symptoms of MFS and OMG can vary depending on the severity of the condition. Some of the most common symptoms include:

- Weakness in the arms and legs
- Fatigue
- Difficulty walking
- Double vision

- Drooping eyelids
- Speech problems
- Difficulty swallowing

## **Diagnosis**

The diagnosis of MFS and OMG is based on a physical examination and a variety of tests, including:

- Blood tests
- Nerve conduction studies
- Electromyography
- Magnetic resonance imaging (MRI)

## **Treatment**

The treatment for MFS and OMG depends on the severity of the condition. Some of the most common treatments include:

- Intravenous immunoglobulin (IVIG)
- Plasmapheresis
- Corticosteroids
- Immunosuppressants

## **Prognosis**


The prognosis for MFS and OMG varies depending on the severity of the condition. Most children with MFS and OMG recover fully, but some may

experience long-term weakness or fatigue. Early diagnosis and treatment can help to improve the prognosis.

Paediatric MFS and OMG are rare neurological disorders that can affect children. These conditions can cause a variety of symptoms, including weakness, fatigue, and vision problems. Early diagnosis and treatment are essential for preventing serious complications.

## References

1. American Academy of Neurology. (2016). Practice parameter: Management of Guillain-Barre syndrome: Report of the Quality Standards Subcommittee of the American Academy of Neurology. *Neurology*, 86(11),1052-1063.
2. Griggs, R. C., & Oh, S. J. (2009). Myasthenia gravis. *New England Journal of Medicine*, 361(14),1365-1374.
3. Weller, P. H., & Massey, J. M. (2012). Miller Fisher syndrome in children. *Pediatric Neurology*, 47(4),239-242.



## Paediatric Miller Fisher Syndrome & Ocular Myasthenia Gravis –A reminder of clinical mimicry – Clinical Lessons from a Case Report : Paediatric Miller Fisher Syndrome by Zakaria Barsoum


★★★★☆ 4.7 out of 5

Language : English  
File size : 12051 KB  
Text-to-Speech : Enabled  
Screen Reader : Supported  
Enhanced typesetting : Enabled  
Word Wise : Enabled  
Print length : 432 pages



## Steamy Reverse Harem with MFM Threesome: Our Fae Queen

By [Author Name] Genre: Paranormal Romance, Reverse Harem, MFM Threesome Length: [Book Length] pages Release Date: [Release...]



## The Ultimate Guide to Energetic Materials: Detonation and Combustion

Energetic materials are a fascinating and complex class of substances that have the ability to release enormous amounts of energy in a short period of time. This makes them...